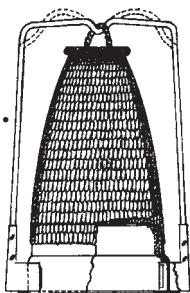


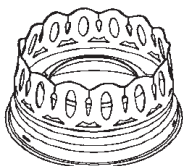
# ALADDIN<sup>®</sup> MODEL NO. 11 EXPLODED VIEW PARTS LIST

Sold from September 1922 to May 1928.

N146 Kone Kap  
Mantle fits  
Models 3 thru 11.



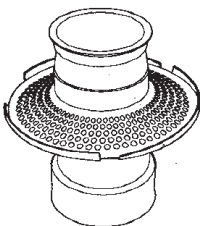
Model 11 Oil  
Lamp Gallery  
(No longer  
available).




Model 11 Flame  
Spreader  
(No longer available)



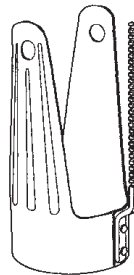
Model 11 Outer  
Wick Tube  
(No longer  
available)



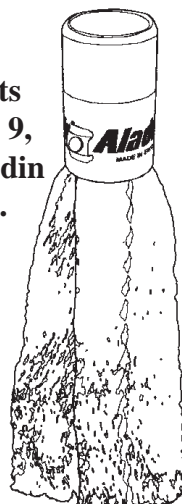
Model 11 Burner  
Base  
(No longer  
available)



Model 11 Wick  
Raiser  
(No longer  
available)



N198 No. 11  
Wick also fits  
Models 7, 8, 9,  
and 10 Aladdin  
Oil Burners.

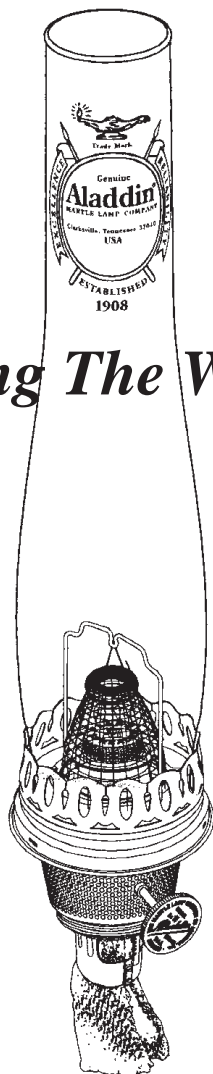


Chimney is  
12 1/2 inches  
Tall with  
2 5/8 inch  
bottom  
Fitter.

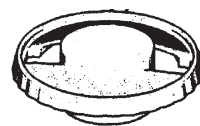
R910 Aladdin  
Heel-less Glass  
Chimney fits  
Models 1 thru 11  
Aladdin Oil  
Lamp Burners.

*Lighting The World, Since 1908*

Model 11 Burner Assembly  
shown complete with burner,  
mantle and chimney.

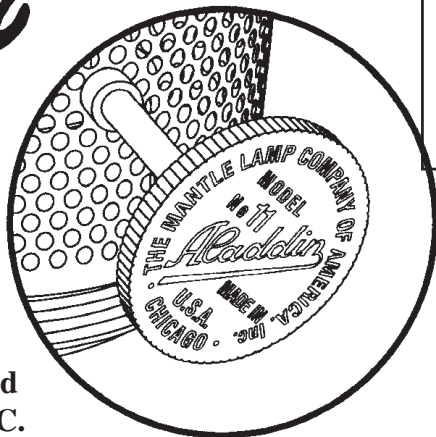



R111 Wick Trimmer  
cleans all Aladdin  
one inch wicks.



Shown left is face of Model No. 11 Wick  
Raiser Knob. When ordering parts for  
your Aladdin, always give your lamp's  
Model number.

Aladdin Mantle Lamp Company  
681 International Blvd.  
Clarksville, TN 37040, USA  
Tel: 800-457-5267 FAX: 931-647-4517  
www.aladdinlamps.com  
e-mail: sales@aladdinlamps.com



ALADDIN and LOX-ON are registered  
trademarks of Aladdin Industries, LLC.

March 2008